

**Mercer County Community College
Institutional Profile, 2013**

	<u>Page(s)</u>
I. Table of Contents	1
Preface	2
II. Accreditation Status	
A. Institutional Accreditations	3
Professional Accreditations	3
B. 1. Number of undergraduates by attendance status	4
3. Number of non-credit students served	4
4. Unduplicated number of students for entire academic year	4
C. Characteristics of Undergraduate Students	
2: Remediation/Development Education	5
3.a: Undergraduate Enrollment by Race/Ethnicity – Summary and Graph	6
3.b: Undergraduate Enrollment by Gender – Summary and Graph	7
3.c: Undergraduate Enrollment by Age – Summary and Graph	8
4: Financial Aid from State-funded Programs	9
5: Undergraduate Enrollment by State of Residence	9
D. Student Outcomes	
1.b: Two-Year Graduation Rate of Fall 2009 Full-time First-time Degree/Certificate Seeking Students	10
1.c: Three-Year Graduation and Transfer Rates of Fall 2009 Full-time First-time Degree/Certificate Seeking Students by Race/Ethnicity	10
2.a: Third Semester Retention of First-time Undergraduates, Fall 2011 to Fall 2012	10
E. Faculty Characteristics	
1: Full-time Faculty by Race/Ethnicity, Gender and Academic Rank Fall 2012	11
2: Percentage of Course Sections Taught by Full-Time Faculty, Fall 2012	11
3: Ratio of Full- to Part-time Faculty, Fall 2011	11
F. Characteristics of the Trustees	
1: Race/Ethnicity and Gender of the Members of the Board of Trustees	12
2: Members of the Board of Trustees	12
3: URL of Web site for Board of Trustees	12
G. Profile of the Institution	13
Degree and Certificate Programs	13
List of Credit Programs by Degree Type	14-15
H. Major Research and Public Service Activities	16
I. Major Capital Projects	17

Preface

Attached herewith is the 2013 Institutional Profile for Mercer County Community College. This information provides a snapshot of the state of our institution.

A handwritten signature in black ink, reading "Patricia C. Donohue". The signature is written in a cursive style with a large initial "P".

Dr. Patricia C. Donohue

President

A. Accreditation Status

Institutional Accreditations

Mercer was initially accredited in 1970, and this accreditation was renewed for ten years in 1975 and again in 1985. Mercer was most recently granted ten-year re-accreditation in 2005 by the Commission on Higher Education of the Middle States Association of Colleges and Schools, and the State of New Jersey's Board of Higher Education has authorized Mercer to award the associates degree. The Periodic Review Report (PRR) was filed in May 2010; it provided a comprehensive overview of institutional progress since the College's decennial self-study and team visit in 2005 and its progress letters in 2007 and 2008. The June 2010 PRR was accepted and accreditation re-affirmed to 2015 with no further reports due.

Professional Accreditations

The New Jersey Board of Nursing approves and the Accreditation Commission for Education in Nursing (ACEN) accredits the college's Associate Degree Nursing program. The Radiography program is accredited by the Joint Review Committee on Education in Radiologic Technology and approved by the New Jersey Radiologic Technology Board of Examiners. The Medical Laboratory Technology program is accredited by the National Accrediting Agency of Clinical Laboratory Sciences. The Commission on Accreditation in Physical Therapist Education of the American Physical Therapy Education has given accreditation to the Physical Therapist Assistant program. The American Bar Association accredits the Legal Assistant program. The Technology Accreditation Commission of the Accreditation Board for Engineering & Technology accredits the Civil Engineering Technology program. The American Board of Funeral Service Education accredits the Funeral Services program. Mercer's Aviation Flight Technology program became the first two-year aviation program in the nation to be accredited by the Aviation Accreditation Board International.

Mercer
Table II.B.1:
Undergraduate Credit Enrollment by Attendance Status, Fall 2012

<u>Full-time</u>		<u>Part-time</u>		<u>Total</u>
<u>Num</u>	<u>Pct</u>	<u>Num</u>	<u>Pct</u>	
3,506	39.5%	5,367	60.5%	8,873

Source: IPEDS Fall Enrollment Survey

Mercer
Table II.B.3:
Non-Credit Enrollment, FY 2012

	Total Number of Registrations¹	Unduplicated Headcount	Total Clock Hours (One Clock Hour = 60 minutes)	Total FTEs²
Open Enrollment	16,956	7,104	483,445	1,074
Customized Training	3,553		31,603	70

¹Includes all registrations in any course that started on July 1, 2011 through June 30, 2012

²FTEs were computed by converting clock hours to credit hours (by dividing by 15), then converting credit hours to FTEs (dividing by 30).

Source: SURE Non-credit Open Enrollment file and NJ IPEDS Form #31, Customized Training.

Mercer
Table II.B.4:
Unduplicated Enrollment, FY 2012

<u>Headcount Enrollment</u>	<u>Credit Hours</u>	<u>FTE</u>
13,519	204,793	6,826

Source: IPEDS 12-Month Enrollment Survey

Mercer

II.C.2 REMEDIATION / DEVELOPMENT EDUCATION

- 1 **Name of basic skills placement test administered and criteria (if any) for selecting test takers in Fall 2012**

Accuplacer

- 2 **Total number of undergraduate students enrolled in Fall 2012**

Total Fall 2012 Undergraduate enrollment	Number of students enrolled in one or more remedial courses	% of total
8,873	1,888	21.3%

Total enrollment = includes all students, FT, PT, returning, transfers, etc.

- 3 **Total number of First-time, Full-time (FTFT) matriculated students enrolled in remediation in Fall 2012**

Total number of FTFT Students	No. of FTFT students enrolled in one or more remedial courses	% of Total
1,304	746	57.2%

- 4 **First-time, Full-time matriculated students (FTFT) enrolled in remediation in Fall 2012 by subject area.**

Subject area	No. enrolled	% of all FTFT enrolled in:
Reading	560	42.9%
Writing	522	40.0%
Math Computation	357	27.4%
Elem. Algebra	180	13.8%

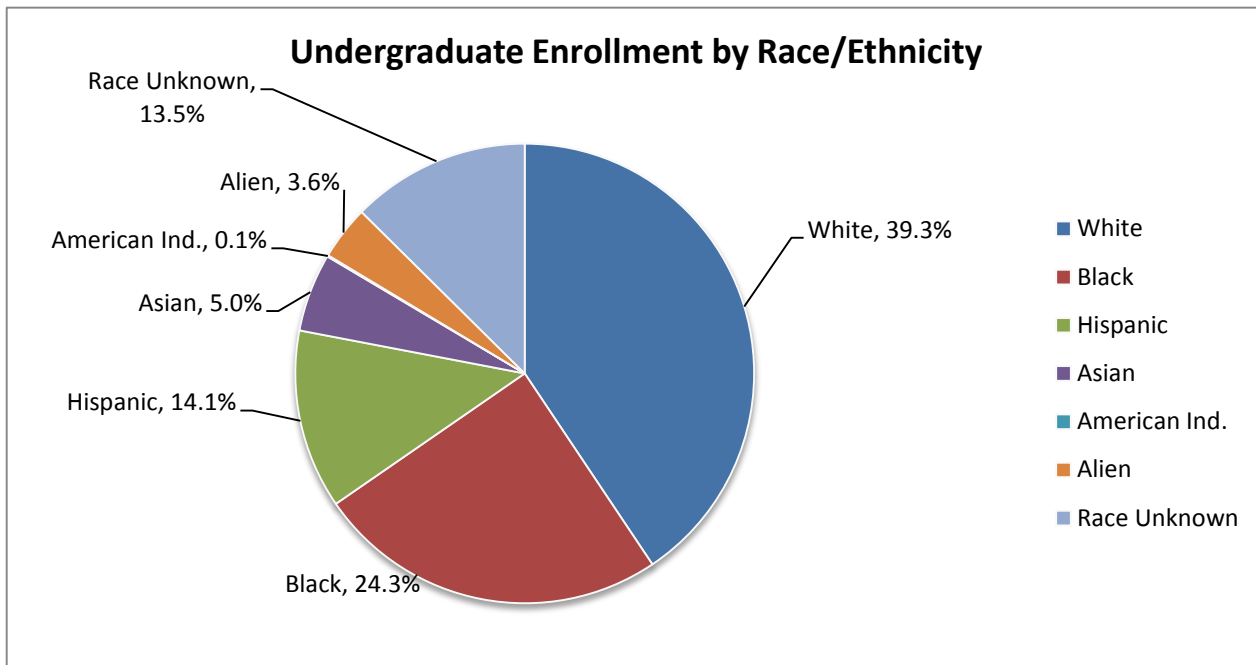
Source: SURE Fall Enrollment File

**Table II.C.3.a:
Undergraduate Enrollment by Race/Ethnicity, Fall 2012**

	<u>White</u>		<u>Black</u>		<u>Hispanic</u>		<u>Asian*</u>		<u>Amer.Ind.</u>		<u>Alien</u>		<u>Race Unknown*</u>		<u>Total</u>	
	<u>Num</u>	<u>Pct</u>	<u>Num</u>	<u>Pct</u>	<u>Num</u>	<u>Pct</u>	<u>Num</u>	<u>Pct</u>	<u>Num</u>	<u>Pct</u>	<u>Num</u>	<u>Pct</u>	<u>Num</u>	<u>Pct</u>	<u>Num</u>	<u>Pct</u>
Full-time	1,373	39.2%	795	22.7%	517	14.7%	163	4.6%	4	0.1%	158	4.5%	496	14.1%	3,506	100.0%
Part-time	2,117	39.4%	1,362	25.4%	735	13.7%	281	5.2%	7	0.1%	159	3.0%	706	13.2%	5,367	100.0%
Total	3,490	39.3%	2,157	24.3%	1,252	14.1%	444	5.0%	11	0.1%	317	3.6%	1,202	13.5%	8,873	100.0%

*Note: Asian includes Pacific Islanders and Unknown includes 2 or More Races.

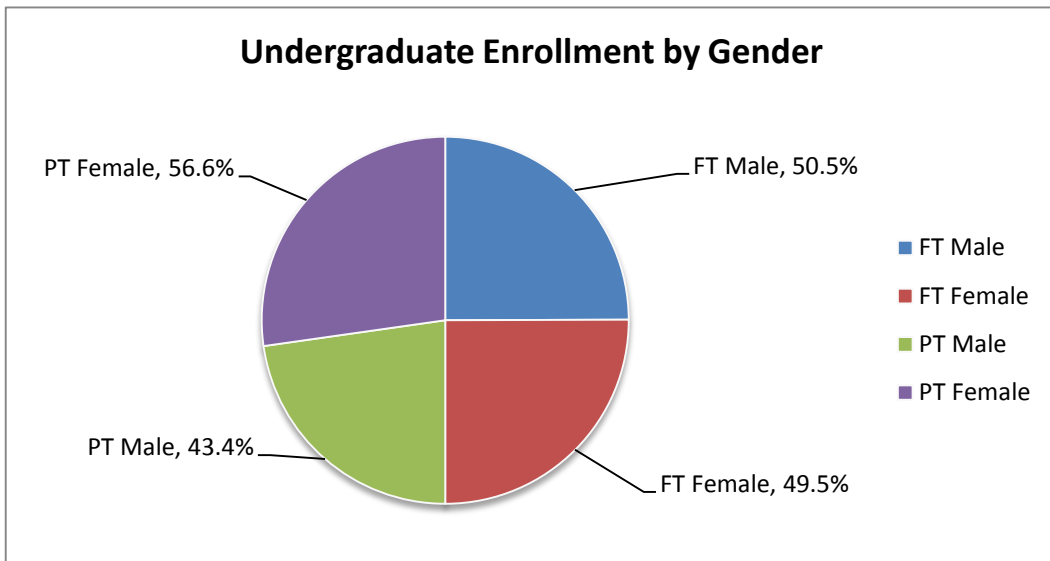
Source: IPEDS Fall Enrollment Survey



Mercer
Table II.C.3.b:
Undergraduate Enrollment by Gender, Fall 2012

<u>Full-time Male</u>	<u>Pct</u>	<u>Full-time Female</u>	<u>Pct</u>	<u>Full-time Total</u>	<u>Part-time Male</u>	<u>Pct</u>	<u>Part-time Female</u>	<u>Pct</u>	<u>Part-time Total</u>	<u>Total Male</u>	<u>Pct</u>	<u>Total Female</u>	<u>Pct</u>	<u>Total</u>
1,770	50.5%	1,736	49.5%	3,506	2,330	43.4%	3,037	56.6%	5,367	4,100	46.2%	4,773	53.8%	8,873

Source: IPEDS Fall Enrollment Survey



Mercer
Table II.C.3.c:
Undergraduate Enrollment by Age, Fall 2012

		<u>LT 18</u>	<u>18-19</u>	<u>20-21</u>	<u>22-24</u>	<u>25-29</u>	<u>30-34</u>	<u>35-39</u>	<u>40-49</u>	<u>50-64</u>	<u>65+</u>	<u>Unknown</u>	<u>Total</u>
Full-time	Num	23	1,530	918	383	261	119	92	115	64	1	0	3,506
	Pct	0.7%	43.6%	26.2%	10.9%	7.4%	3.4%	2.6%	3.3%	1.8%	0.0%	0.0%	100.0%
Part-time	Num	108	557	949	1,099	896	528	350	561	260	58	1	5,367
	Pct	2.0%	10.4%	17.7%	20.5%	16.7%	9.8%	6.5%	10.5%	4.8%	1.1%	0.0%	100.0%
Total	Num	131	2,087	1,867	1,482	1,157	647	442	676	324	59	1	8,873
	Pct	1.5%	23.5%	21.0%	16.7%	13.0%	7.3%	5.0%	7.6%	3.7%	0.7%	0.0%	100.0%

Source: IPEDS Fall Enrollment Survey

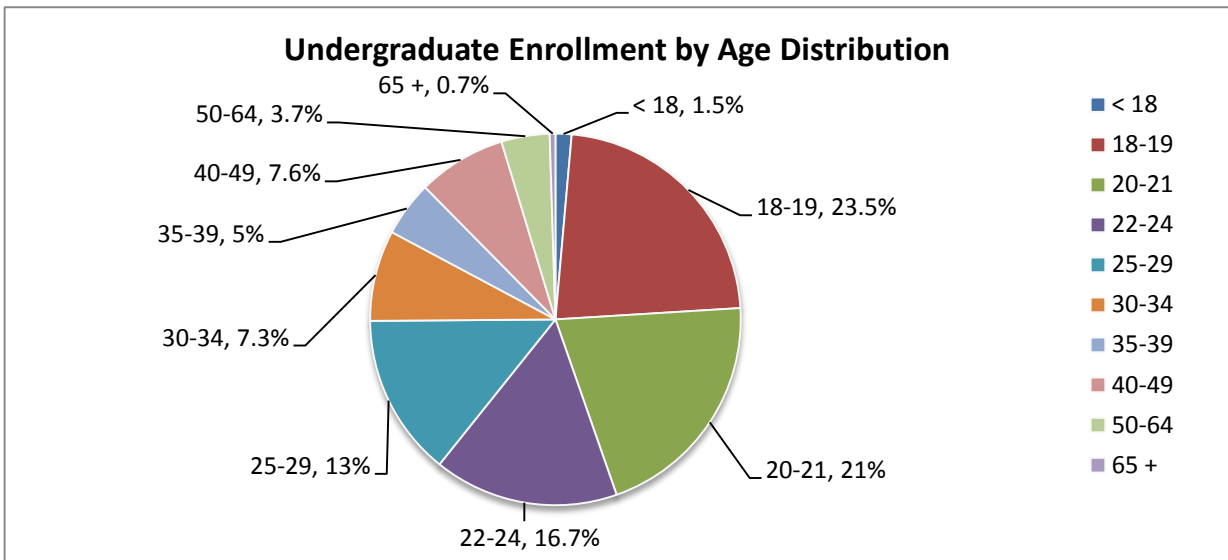


Table II.C.4:
Financial Aid from State, Federal & Institution-Funded Programs, AY 2011-12

<u>State Programs</u>	<u>Recipients</u>	<u>Dollars(\$)</u>	<u>\$/Recipient</u>
TAG	1,310	1,727,000	1,318.32
EOF	185	164,000	866.49
Outstanding Scholars (OSRP)			-
Distinguished Scholars	2	5,000	833.33
Urban Scholars			
NJCLASS Loans	5	22,000	4,400.00
NJ STARS	91	242,000	2,659.34
<u>Federal Programs</u>	<u>Recipients</u>	<u>Dollars(\$)</u>	<u>\$/Recipient</u>
Pell Grants	4,142	13,358,000	3,225.01
College Work Study	124	198,000	1,596.77
Perkins Loans			-
SEOG	522	171,000	327.59
PLUS Loans Stafford			-
Loans(subsidized)	1,123	3,406,000	3,032.95
Stafford Loans (Unsubsidized)	863	2,630,000	3,047.51
SMART & ACG or other			
<u>Institutional Programs</u>	<u>Recipients</u>	<u>Dollars(\$)</u>	<u>\$/Recipient</u>
Grants / Scholarships	11	7,000	636.36
Loans			-

Source: NJIPEDS Form #41 Student Financial Aid Report

Mercer
Table II.C.5
Total First-time Full-time Undergraduates in Fall 2012 Enrollment
By State Residence

<u>State Residents</u>	<u>Non-State Residents</u>	<u>Total</u>	<u>% State Residents</u>
1,275	29	1,304	97.8%

Source: IPEDS Fall Enrollment Survey Part C

D. Student Outcomes

**Mercer
Table
II.D.1.b
Two-Year Graduation Rate of Fall 2009 Full-time First-time Degree/Certificate
Seeking Students**

	<u>Total</u>	
	<u>Num</u>	<u>Pct</u>
Fall 2009 Cohort	1,623	
Graduated after 2 years	79	4.9%

Source: IPEDS Graduation Rate Survey

**Mercer
Table II.D.1.c
Three-Year Graduation and Transfer Rates of Fall 2009 Full-time First-time Degree/Certificate Seeking Students by Race/Ethnicity**

	<u>White</u>		<u>Black</u>		<u>Hispanic</u>		<u>Asian</u>		<u>Alien</u>		<u>Other *</u>		<u>Total</u>	
	<u>Num</u>	<u>Pct</u>	<u>Num</u>	<u>Pct</u>	<u>Num</u>	<u>Pct</u>	<u>Num</u>	<u>Pct</u>	<u>Num</u>	<u>Pct</u>	<u>Num</u>	<u>Pct</u>	<u>Num</u>	<u>Pct</u>
Fall 2009 Cohort	612		366		221		101		143		180		1,623	
Graduated after 3 Years	113	18.5%	21	5.7%	23	10.4%	25	24.8%	15	10.5%	24	13.3%	221	13.6%
Transferred	180	29.4%	92	25.1%	41	18.6%	23	22.8%	10	7.0%	30	16.7%	376	23.2%

* Other includes American Indian and Unknown Race.

SOURCE: IPEDS Graduation Rate Survey

**Mercer
Table II.D.2.a
Third Semester Retention of First-time Undergraduates, Fall 2011 to Fall 2012**

	<u>Full-Time</u>			<u>Part-Time</u>		
	<u>Fall 2011 First-Time Undergraduates</u>	<u>Retained in Fall 2012</u>	<u>Retention Rate</u>	<u>Fall 2011 First-Time Undergraduates</u>	<u>Retained in Fall 2012</u>	<u>Retention Rate</u>
3	1,367	833	60.9%	807	260	32.2%

Source: IPEDS Fall Enrollment Survey, Part E

E. Faculty Characteristics

Mercer
Table II.E.1:

Full-Time Faculty by Race/Ethnicity, Sex, Tenure Status and Academic Rank, Fall 2012

	<u>White</u>		<u>Black</u>		<u>Hispanic</u>		<u>Asian</u>		<u>Amer. Ind.</u>		<u>Alien</u>		<u>Race Unknown</u>		<u>Total</u>		
	<u>Men</u>	<u>Wom</u>	<u>Men</u>	<u>Wom</u>	<u>Men</u>	<u>Wom</u>	<u>Men</u>	<u>Wom</u>	<u>Men</u>	<u>Wom</u>	<u>Men</u>	<u>Wom</u>	<u>Men</u>	<u>Wom</u>	<u>Men</u>	<u>Wom</u>	
Tenured																	
Professors	23	20	1	4	0	0	0	1	0	0	0	0	0	0	0	24	26
Associate Prof.	15	15	2	2	0	1	0	0	0	0	0	0	0	0	0	17	17
Assistant Prof.	8	10	0	2	0	0	0	0	0	0	0	0	0	0	8	12	
All Others	0	0	0	0	0	0	0	0	0	0	0	0	0	0	0	0	0
TOTAL	46	45	3	8	0	1	0	1	0	0	0	0	0	0	49	55	
Without Tenure																	
Professors	0	0	0	0	0	0	0	0	0	0	0	0	0	0	0	0	0
Associate Prof.	0	1	0	0	0	0	0	1	0	0	0	0	0	0	0	0	2
Assistant Prof.	4	9	0	1	0	0	0	1	0	0	0	0	0	0	4	11	
All Others	2	1	0	0	0	0	0	0	0	0	0	0	0	0	2	1	
TOTAL	6	11	0	1	0	0	0	2	0	0	0	0	0	0	9	14	
Total																	
Professors	23	20	1	4	0	1	0	1	0	0	0	0	0	0	0	24	26
Associate Prof.	15	16	2	2	0	0	0	1	0	0	0	0	0	0	0	17	19
Assistant Prof.	12	19	0	3	0	0	0	1	0	0	0	0	0	0	12	23	
All Others	2	1	0	0	0	0	0	0	0	0	0	0	0	0	2	1	
TOTAL	52	56	3	9	0	1	0	3	0	0	0	0	0	0	55	69	

II.E.2 Percentage of Course Sections Taught by Full-time Faculty

(Note: Others includes Full-time Administrators and Teaching Assistants)

Fall 2011

Total Number of Course Sections	Taught by Full-time Faculty		Taught by Part-time Faculty		Taught by Others*	
	Number	Percent	Number	Percent	Number	Percent
1,498	586	39%	829	55%	88	6%

Mercer
Table II.E.3:
Ratio of Full- to Part-time Faculty, Fall 2012

<u>Full-time</u>		<u>Part-time</u>		<u>Total</u>	
<u>Num</u>	<u>Pct</u>	<u>Num</u>	<u>Pct</u>	<u>Num</u>	<u>Pct</u>
124	19.3%	520	80.7%	644	100.0%

Source: IPEDS Human Resources Survey

F. Characteristics of the Trustees

Table F.1
Race/Ethnicity and Gender of the Members of the Board of Trustees, Fall 2013

	Male	Female	Total
Caucasian	5	3	10
African American	1	1	2
Hispanic	1	0	1
Asian, Pacific Islander	0	0	0
Total	7	4	11

Source: MCCC, President’s Office, Fall 2013

Table F.2
MERCER COUNTY COMMUNITY COLLEGE
BOARD OF TRUSTEES
2013 – 2014

Reverend William E. Coleman, Jr.	President	W.E.C. Resource Group
Robert Di Falco	Assoc. VP, Investments	Raymond James
Kevin Drennan	Chief of Staff	Office of Senator Sweeney
Dr. Gwendolyn Harris (Board Chair)	Associate Director	Walter Rand Institute, Rutgers
Pamela Hersh (Board Treasurer)	VP, Govt. & Comm. Affairs	Princeton Healthcare System
Anthony Inverso	Managing Director	Phoenix Advisors, LLC
Mark Matzen	President	FiftyOne Percent LLC
Shamil Rodriguez	District Representative/Scheduler	Rush Holt’s Office
Mr. Todd Flora	Acting Exec. Cnty. Superintendent	Mercer County Schools
Dr. Patricia Donohue (Board Secretary) (ex-officio)	President	Mercer County Community College
<u>Alumni Trustee:</u>		
Ms. Jana Wolf		

Table F.3
http://www.mccc.edu/welcome_bot.shtml

Source: MCCC, President’s Office, Fall 2013

G. Profile of Institution

Mercer County Community College was established in 1966. It began operations in the summer of 1967 after incorporating the former Trenton Junior College and The School of Industrial Arts, an institution whose history dates from 1898. Initially housed in various rented facilities in downtown Trenton, the college moved in 1972 to a comprehensive new campus located on 290 acres adjacent to a sprawling new county park in suburban/rural West Windsor Township. Limited operations continued in Trenton until 1976, when the newly constructed Trenton Campus opened as a visible sign of the college's continuing commitment to serve the Trenton community.

Degree and Certificate Programs

The scope of Mercer's educational offerings is among the broadest in the state of New Jersey. Through more than 80 program options, including 3 fully online options, students may earn an Associate in Arts (AA), Associate in Fine Arts (AFA), Associate in Science (AS) or Associate in Applied Science (AAS) degree or a Certificate of Proficiency. Unique programs including Funeral Service and Aviation continue to draw a large number of out-of-county students to Mercer. Noncredit offerings cover a wide spectrum, including customized corporate training, continuing professional education, personal interest courses, entry-level employment skills development, and adult basic education. There are also many youth-oriented year-round programs and summer camps.

G. Credit Programs by Degree Type, Fall 2012

Access Programs

English-as-a-Second Language	Non-degree Exploratory
LPN-RN Advanced Placement	Non-degree Other College
Non-degree Career Related	Non-degree Personal Development

AA Programs

Communication	Liberal Arts & Sciences
Organizational	American Studies
Radio	Humanities
Television	International Studies
Communication: Speech and Theater	Communication: New Media
Political and Legal Studies	Dance
Social Science	Education
Women's & Gender Studies	Liberal Arts
Theatre	Liberal Arts (Online)

AFA Programs

Dance	Visual Arts
Photography & Digital Imaging	Art History
Theatre	Ceramics / Sculpture
	Fine Arts

AS Programs

Architecture	Exercise Science
Aviation Management	Social Services
Biology	Information Systems
Business Administration	Computer Information Systems
Global Business	Bus. Admin & Information Systems
Sports Management	Web Development & Design
Mathematics	Chemistry
Culinology	Music
Computer Science	Nursing (ADN)
Criminal Justice: Corrections	Criminal Justice: Corrections (Online)
Criminal Justice: Law Enforcement	Physics
Engineering Science	Plant Science
Culinology	Occupational Therapy Assistant

AAS Programs

Accounting	Hotel, Restaurant & Institution Management
Accounting and Management	Illustration
Administrative Professional	Information Technology
Advertising & Graphic Design	Help Desk Technology
Building & Construction Technology	Network Engineering Technology
Automotive Technology	Programming
Aviation Customer Relations	Website Technology
Aviation Flight Technology	Insurance & Financial Services
Banking & Financial Services	Laboratory Technology
Business Software Applications	Medical Laboratory Technology
Chef Apprenticeship	Microcomputer Systems Administration
Chef Apprenticeship (Pastry)	Ornamental Horticulture
Civil Engineering Technology	Horticulture
Culinary Arts / Pastry Arts	Floral Design
Digital Film	Landscape Design
Digital Media Arts	Sustainability
Animation	Paralegal
Multimedia	Pastry Arts
Digital Imaging	Physical Therapist Assistant
Early Childhood Education	Web Design
Electronics Engineering Technology	Radiography
Energy Utility Technology	Respiratory Therapy Cooperative
Entertainment Technology: Technical Theatre	Social Service
Entertainment Technology: Music Technology	Technical Studies

Fashion Design
Fashion Merchandising
Fire Science Technology
Funeral Service
Game Design
Game Programming
Health Science
Heating, Refrigeration and Air Conditioning

Television
Funeral Service Preparatory
Business Studies: Entrepreneurship
Management

Certificates of Proficiency

3-D Animation
Administrative Support
Architectural Technology
Aviation Flight Tech.–Certified Flight Instructor
Catering Management
Photography
Professional Cooking
Project Management
Retail Management
Small Business Employment Readiness
Small Business Management
Fire Science
Code Enforcement
Officer/Administrator
Funeral Service
Heating, Refrigeration and Air Conditioning

Microcomputer Applications
Network Engineering Technology
Ornamental Horticulture
Paralegal
Computer Aided Design
Professional Baking
Computer Science
Database Administration
Electronics Engineering Technology
Engineering Science (Transfer Cert.)
Medical Office Assistant
Solar/Energy Technology
Total Quality Management
Travel Agent
Web Design

H. Major Research and Public Service Activities

Mercer is a publicly supported co-educational institution of higher education that seeks to provide quality programs and services at a reasonable cost. Funding is secured through state support (distributed among the various New Jersey community colleges according to enrollment), annual county allocation, student tuition and fees, and supplemental grants. The college offers associate degrees and certificates in over 70 programs. The Mercer Institute of Management and Technology Training provides a full range of customizable training for business and industries throughout the region. Similarly, the Center for Continuing Studies offers a range of non-credit programs and course offerings for the citizens of Mercer County.

With campuses in West Windsor and downtown Trenton (the state's capital), Mercer operates under a one-college philosophy that ensures equitable educational opportunities and services to all students. Full-time faculty members teach both day and evening courses at the West Windsor and James Kerney campuses. Academic divisions and support-service departments serve students at both campuses and are responsible for day, evening and weekend students as well as those who enroll via The Virtual Campus.

During the 2011-2012 academic year, MCCC launched 2 new degree programs in Fashion Merchandising and Sustainability. In addition, the college now offers fully on-line degree programs in Liberal Arts, Criminal Justice (the corrections option) and Business Studies. The University Center allows students to continue their studies through the Bachelor's degree with our on campus partners -- Fairleigh Dickinson University, William Paterson University and Felician College. In 2013, Rutgers University was added to the University Center. The College also offers a number of pre-college opportunities through its Youth Programs funded by TRIO, Upward Bound and Talent Search. The Dual enrollment program has expanded to include 3 area high schools including the County's Vocational Technical School.

Mercer County Community College is a cultural hub. The Kelsey Theatre provides a full slate of musical and dramatic productions for both adults and children. The college's Art Gallery exhibits six major shows per year. A listener-supported public radio network offers classical music programming at 89.1 WWFM and a new HD-2 channel for jazz on the same frequency. Mercer hosts a series of speakers on topics of interest to the community through its Distinguished Lecture Series; and its expanding Study Abroad program sponsored trips to Costa Rica, South Africa, Poland and Amsterdam. Two students have studied for full semesters: one in Ireland and one in Finland. A student is currently studying in Italy. The programs are available to community members. The Conference Center at Mercer serves as a host location for events sponsored by regional, state and local organizations; and, finally, the Camp College offers summer enrichment programs to hundreds of children throughout the Mercer County region.

Mercer is a destination site for area high-school athletes seeking scholarship opportunities through sports. The men's and women's soccer teams are Division I; cross-country for women is Division I. Baseball, softball, and men's and women's basketball participate in Division II and our Division III teams are men's and women's tennis.

While our faculty and staff are major supporters and a catalyst for the area's vibrant non-profit community, the College itself is the centerpiece of the activities for many non-profits and educational entities. Each year, the College participates in the American Heart Association *Heart Walk*. Our 290-acre campus is used frequently for similar walks for March of Dimes, SIDS, Cancer, etc. Various non-profit or other groups use the College facilities every day of the week, and these activities are coordinated with our security personnel for the health and safety of students and community members. The College continues to house the Mercer County Police Academy and the Mercer County Fire Academy.

I. Major Capital Projects

The following Chapter 12 projects scheduled for fiscal year 2013 were either completed or are close to completion at a total cost of approximately \$1.5 million dollars.

- Fire Alarm Upgrade (WWC)
- A/C Replacement at IT Data Center (WWC)
- Emergency Generator Replacements (WWC)
- PE Exterior and Women's Bathroom/Locker Room renovations (WWC)
- Cafeteria Improvements (WWC)
- Transformer Replacement (WWC)
- Upgrade and Wire Generator (CC – JKC)
- External Wall repair (JKC)
- Sidewalk Replacement and Paving (WWC)
- Trenton Hall / JKC Crosswalk (JKC)
- Trenton Hall Heater Replacement (JKC)
- Security and Parking Lot (JKC)